

Aut.Int. Mugello 5.245 m

ACI Racing Weekend Mugello, 8-9 Luglio 2023

Euro4 Championship - Results Race 1

Laps 18 = 94,410 km - Avg 169,297 km/h - Race Time 33'27.573

No.	Driver	Nat	Entrant	Team	Car	Class	Laps	Time	Gap	Rel.	Fastest Lap
1	3 UGOCHUKWU Ugo	USA	Prema Racing	Prema Racing	Tatuus F4-T421		18	33'27.573		6	1'50.231
2	37 SZTUKA Kacper	POL	US Racing	US Racing	Tatuus F4-T421		18	33'28.462	0.889	0.889	4 1'50.222
3	31 BOHRA Akshay	SGP	US Racing	US Racing	Tatuus F4-T421	R	18	33'31.149	3.576	2.687	3 1'50.382
4	23 LINDBLAD Arvid	GBR	Prema Racing	Prema Racing	Tatuus F4-T421	R	18	33'31.435	3.862	0.286	6 1'50.176
5	47 LACORTE Nicola	ITA	Prema Racing	Prema Racing	Tatuus F4-T421	R	18	33'35.768	8.195	4.333	4 1'50.669
6	13 WHARTON James	AUS	Prema Racing	Prema Racing	Tatuus F4-T421		18	33'38.548	10.975	2.780	4 1'50.548
7	20 DAVID Zachary	MLT	US Racing	US Racing	Tatuus F4-T421	R	18	33'39.480	11.907	0.932	4 1'50.779
8	8 TAPONEN Tuukka	FIN	Prema Racing	Prema Racing	Tatuus F4-T421	R	18	33'39.730	12.157	0.250	4 1'50.917
9	15 BADOER Brando	ITA	Van Amersfoort Racing	Van Amersfoort Racing	Tatuus F4-T421		18	33'40.639	13.066	0.909	5 1'50.906
10	76 NARAC Raphael	FRA	R-ace GP	R-ace GP	Tatuus F4-T421	R	18	33'45.597	18.024	4.958	3 1'50.879
11	17 DOMINGUES Ivan	POR	Van Amersfoort Racing	Van Amersfoort Racing	Tatuus F4-T421		18	33'45.969	18.396	0.372	9 1'51.051
12	12 PRADEL Gianmarco	AUS	US Racing	US Racing	Tatuus F4-T421	R	18	33'49.520	21.947	3.551	3 1'51.341
13	57 BHIROMBHAKDI Nandhavud	THA	PHM Racing	PHM Racing	Tatuus F4-T421		18	33'51.854	24.281	2.334	6 1'51.170
14P	14 AL DHAHERI Rashid	UAE	Prema Racing	Prema Racing	Tatuus F4-T421	R	18	33'55.104	27.531	3.250	4 1'50.812
15	71 PEEBLES Griffin	AUS	BVM Racing	BVM Racing	Tatuus F4-T421	R	18	34'02.269	34.696	7.165	12 1'52.379
16	93 QUINTARELLI Matteo	UAE	R-ace GP	R-ace GP	Tatuus F4-T421	R	18	34'07.862	40.289	5.593	3 1'51.793
17	4 SARRAZIN Pablo	FRA	Van Amersfoort Racing	Van Amersfoort Racing	Tatuus F4-T421		18	34'07.965	40.392	0.103	3 1'51.755
18P	45 BEETON Jack	AUS	Van Amersfoort Racing	Van Amersfoort Racing	Tatuus F4-T421	R	18	34'09.099	41.526	1.134	3 1'51.447
19	16 NOBELS Aurelia Corine	BRA	Prema Racing	Prema Racing	Tatuus F4-T421		18	34'09.199	41.626	0.100	4 1'52.058
20	5 LARINI Davide	ITA	AKM Motorsport	AKM Motorsport	Tatuus F4-T421	R	18	34'11.138	43.565	1.939	6 1'52.180
21	11 AKHMEDKHODJAEV Ismail	UZB	Van Amersfoort Racing	Van Amersfoort Racing	Tatuus F4-T421		18	34'16.628	49.055	5.490	6 1'52.102
22	86 DE LA TORRE Diego	MEX	AKM Motorsport	AKM Motorsport	Tatuus F4-T421		18	34'19.890	52.317	3.262	7 1'52.724
23	21 HAUSMANN Tina	CHE	AKM Motorsport	AKM Motorsport	Tatuus F4-T421	R	18	34'24.216	56.643	4.326	4 1'52.092
24	30 LUND Frederik	DNK	Van Amersfoort Racing	Van Amersfoort Racing	Tatuus F4-T421		12	22'52.814	6 Laps	6 Laps	3 1'52.161
----- Not Classified -----											
RET	9 SPINA Alfio	ITA	BVM Racing	BVM Racing	Tatuus F4-T421		10	19'00.490	8 Laps		2 1'52.285
RET	66 LIU Ruiqi	CHN	US Racing	US Racing	Tatuus F4-T421	R	8	15'40.388	10 Laps		2 1'51.537

 Starting: 26 Classified: 24 Not Classified: 0 Retired: 2 Not Started: 0
 Fastest Lap N. 6 No. 23 Arvid Lindblad Time 1'50.176 Avg. 171,380 Km/h

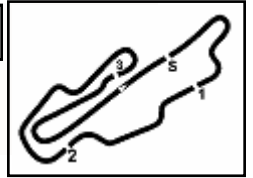
Humidity:	29%	AIR	32°C
Condition:	DRY	Track	55°C

Penalty and Infringement

 18.04 **45 J. BEETON** Time Penalty + 10 sec Stewards Decision n.6
 18.05 **14 R. AL DHAHERI** Time Penalty + 10 sec Stewards Decision n.7

Stewards : Ronny Guarini Franco Trinci Sandro Montani

 Start 14:54 End 15:28
 08/07/2023



ACI Racing Weekend Mugello, 8-9 Luglio 2023

Euro4 Championship - Results by Class Race 1

Rookie

Laps 18 = 94,410 km - Avg 168,996 km/h - Race Time 33'31.149

No.	Driver	Nat	Entrant	Team	Car	Laps	Time	Gap	Rel.	Fastest Lap
1	31 BOHRA Akshay	SGP	US Racing	US Racing	Tatuus F4-T421	18	33'31.149			3 1'50.382
2	23 LINDBLAD Arvid	GBR	Prema Racing	Prema Racing	Tatuus F4-T421	18	33'31.435	0.286	0.286	6 1'50.176
3	47 LACORTE Nicola	ITA	Prema Racing	Prema Racing	Tatuus F4-T421	18	33'35.768	4.619	4.333	4 1'50.669
4	20 DAVID Zachary	MLT	US Racing	US Racing	Tatuus F4-T421	18	33'39.480	8.331	3.712	4 1'50.779
5	8 TAPONEN Tuukka	FIN	Prema Racing	Prema Racing	Tatuus F4-T421	18	33'39.730	8.581	0.250	4 1'50.917
6	76 NARAC Raphael	FRA	R-ace GP	R-ace GP	Tatuus F4-T421	18	33'45.597	14.448	5.867	3 1'50.879
7	12 PRADEL Gianmarco	AUS	US Racing	US Racing	Tatuus F4-T421	18	33'49.520	18.371	3.923	3 1'51.341
8P	14 AL DHAHERI Rashid	UAE	Prema Racing	Prema Racing	Tatuus F4-T421	18	33'55.104	23.955	5.584	4 1'50.812
9	71 PEEBLES Griffin	AUS	BVM Racing	BVM Racing	Tatuus F4-T421	18	34'02.269	31.120	7.165	12 1'52.379
10	93 QUINTARELLI Matteo	UAE	R-ace GP	R-ace GP	Tatuus F4-T421	18	34'07.862	36.713	5.593	3 1'51.793
11P	45 BEETON Jack	AUS	Van Amersfoort Racing	Van Amersfoort Racing	Tatuus F4-T421	18	34'09.099	37.950	1.237	3 1'51.447
12	5 LARINI Davide	ITA	AKM Motorsport	AKM Motorsport	Tatuus F4-T421	18	34'11.138	39.989	2.039	6 1'52.180
13	21 HAUSMANN Tina	CHE	AKM Motorsport	AKM Motorsport	Tatuus F4-T421	18	34'24.216	53.067	13.078	4 1'52.092
----- Not Classified -----										
RET	66 LIU Ruiqi	CHN	US Racing	US Racing	Tatuus F4-T421	8	15'40.388	10 Laps		2 1'51.537

Starting: 14 Classified: 13 Not Classified: 0 Retired: 1 Not Started: 0
 Fastest Lap N. 6 No. 23 Arvid Lindblad Time 1'50.176 Avg. 171,380 Km/h

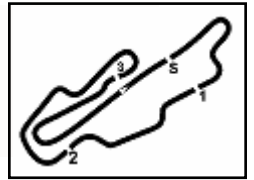
Humidity:	29%	AIR	32°C
Condition:	DRY	Track	55°C

Clerk of the Course : Antonio Canu

Race Director : Alessandro Ferrari

08/07/2023	Start 14:54	End 15:28
------------	----------------	--------------





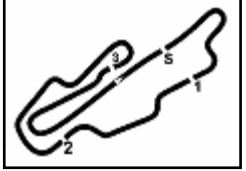
Aut.Int. Mugello 5.245 m

ACI Racing Weekend Mugello, 8-9 Luglio 2023
Euro4 Championship - Lap Chart Race 1

	Lap																	
	1	2	3	4	5	6	7	8	9	10	11	12	13	14	15	16	17	18
1	37	37	37	37	37	37	37	37	37	37	37	37	37	37	37	37	37	37
2	3	3	3	3	3	3	3	3	3	3	3	3	3	3	3	3	3	37
3	31	31	31	31	31	31	31	31	31	31	31	31	31	31	31	31	31	31
4	13	13	13	13	23	23	23	23	23	23	23	23	23	23	23	23	23	23
5	23	23	23	23	13	13	13	13	13	13	13	13	13	13	13	13	13	47
6	47	47	47	47	47	47	47	47	47	47	47	47	47	47	47	47	47	13
7	14	14	14	14	14	20	20	20	20	20	20	20	20	20	20	8	20	
8	20	20	20	20	20	14	14	14	14	14	8	8	8	8	8	8	20	8
9	15	15	15	15	15	15	15	15	8	8	14	14	14	15	15	15	15	15
10	8	8	8	8	8	8	8	8	15	15	15	15	15	14	14	14	14	14
11	76	76	76	76	76	76	76	76	76	76	76	76	76	76	76	76	76	76
12	12	12	12	12	12	12	12	17	17	17	17	17	17	17	17	17	17	17
13	17	17	17	17	17	17	17	12	12	12	12	12	12	12	12	12	12	12
14	66	66	66	9	57	57	57	57	57	57	57	57	57	57	57	57	57	57
15	9	9	9	57	9	9	9	45	45	45	45	45	45	45	45	45	45	45
16	30	71	57	71	71	71	45	9	9	9	71	71	71	71	71	71	71	71
17	71	57	71	45	45	45	71	71	71	93	93	93	93	93	93	93	93	93
18	57	45	45	93	93	93	93	93	93	4	4	4	4	4	4	4	4	4
19	93	93	93	30	30	30	4	4	4	16	16	16	16	16	16	16	16	16
20	45	30	30	4	4	4	30	30	16	16	30	30	5	5	5	5	5	5
21	21	21	4	21	21	21	16	30	30	5	5	21	21	11	11	11	11	11
22	5	4	21	16	16	16	16	21	21	21	21	11	11	86	86	86	86	86
23	4	5	16	5	5	5	5	5	5	11	11	86	86	21	21	21	21	21
24	11	16	5	11	11	11	11	11	11	86	86							
25	16	11	11	86	86	86	86	86	86									
26	86	86	86	66	66	66	66	66										

Final Result		
1	3 UGOCHUKWU U.	Laps 18
2	37 SZTUKA K.	0.889
3	31 BOHRA A.	3.576
4	23 LINDBLAD A.	3.862
5	47 LACORTE N.	8.195
6	13 WHARTON J.	10.975
7	20 DAVID Z.	11.907
8	8 TAPONEN T.	12.157
9	15 BADOER B.	13.066
10	76 NARAC R.	18.024
11	17 DOMINGUES I.	18.396
12	12 PRADEL G.	21.947
13	57 BHIROMBHAKDI N.	24.281
14	14 AL DHAHERI R. (P)	27.531
15	71 PEEBLES G.	34.696
16	93 QUINTARELLI M.	40.289
17	4 SARRAZIN P.	40.392
18	45 BEETON J. (P)	41.526
19	16 NOBELS A.	41.626
20	5 LARINI D.	43.565
21	11 AKHMEDKHODJAEV	49.055
22	86 DE LA TORRE D.	52.317
23	21 HAUSMANN T.	56.643
24	30 LUND F.	6 Laps
RET	9 SPINA A.	8 Laps
RET	66 LIU R.	10 Laps





ACI Racing Weekend Mugello, 8-9 Luglio 2023

Euro4 Championship - Best Sectors & Speed Race 1

RESULTS

			Laps
1	3 UGOCHUKWU Ugo	Tatuus F4-T421	18
2	37 SZTUKA Kacper	Tatuus F4-T421	0.889
3	31 BOHRA Akshay	Tatuus F4-T421	3.576
4	23 LINDBLAD Arvid	Tatuus F4-T421	3.862
5	47 LACORTE Nicola	Tatuus F4-T421	8.195
6	13 WHARTON James	Tatuus F4-T421	10.975
7	20 DAVID Zachary	Tatuus F4-T421	11.907
8	8 TAPONEN Tuukka	Tatuus F4-T421	12.157
9	15 BADOER Brando	Tatuus F4-T421	13.066
10	76 NARAC Raphael	Tatuus F4-T421	18.024
11	17 DOMINGUES Ivan	Tatuus F4-T421	18.396
12	12 PRADEL Gianmarco	Tatuus F4-T421	21.947
13	57 BHIROMBHAKDI Nandhavud	Tatuus F4-T421	24.281
14	14 AL DHAHERI Rashid	Tatuus F4-T421	27.531
15	71 PEEBLES Griffin	Tatuus F4-T421	34.696
16	93 QUINTARELLI Matteo	Tatuus F4-T421	40.289
17	4 SARRAZIN Pablo	Tatuus F4-T421	40.392
18	45 BEETON Jack	Tatuus F4-T421	41.526
19	16 NOBELS Aurelia Corine	Tatuus F4-T421	41.626
20	5 LARINI Davide	Tatuus F4-T421	43.565
21	11 AKHMEDKHODJAEV Ismail	Tatuus F4-T421	49.055
22	86 DE LA TORRE Diego	Tatuus F4-T421	52.317
23	21 HAUSMANN Tina	Tatuus F4-T421	56.643
24	30 LUND Frederik	Tatuus F4-T421	6 Laps
RET	9 SPINA Alfio	Tatuus F4-T421	8 Laps
RET	66 LIU Ruiqi	Tatuus F4-T421	10 Laps

SPEED

1	8 TAPONEN Tuukka	Tatuus F4-T421	235,8
2	4 SARRAZIN Pablo	Tatuus F4-T421	235,3
3	15 BADOER Brando	Tatuus F4-T421	235,3
4	16 NOBELS Aurelia Corine	Tatuus F4-T421	234,8
5	20 DAVID Zachary	Tatuus F4-T421	234,8
6	86 DE LA TORRE Diego	Tatuus F4-T421	234,8
7	17 DOMINGUES Ivan	Tatuus F4-T421	234,3
8	23 LINDBLAD Arvid	Tatuus F4-T421	234,3
9	57 BHIROMBHAKDI Nandhavud	Tatuus F4-T421	234,3
10	93 QUINTARELLI Matteo	Tatuus F4-T421	234,3
11	45 BEETON Jack	Tatuus F4-T421	233,8
12	12 PRADEL Gianmarco	Tatuus F4-T421	233,8
13	47 LACORTE Nicola	Tatuus F4-T421	233,3
14	66 LIU Ruiqi	Tatuus F4-T421	233,3
15	71 PEEBLES Griffin	Tatuus F4-T421	233,3
16	21 HAUSMANN Tina	Tatuus F4-T421	233,3
17	11 AKHMEDKHODJAEV Ismail	Tatuus F4-T421	232,3
18	76 NARAC Raphael	Tatuus F4-T421	232,3
19	3 UGOCHUKWU Ugo	Tatuus F4-T421	231,8
20	30 LUND Frederik	Tatuus F4-T421	231,8
21	31 BOHRA Akshay	Tatuus F4-T421	231,8
22	5 LARINI Davide	Tatuus F4-T421	230,8
23	14 AL DHAHERI Rashid	Tatuus F4-T421	230,8
24	13 WHARTON James	Tatuus F4-T421	229,3
25	9 SPINA Alfio	Tatuus F4-T421	228,3
26	37 SZTUKA Kacper	Tatuus F4-T421	227,4

SEG. 1

1	31 BOHRA Akshay	26.975
2	20 DAVID Zachary	27.050
3	3 UGOCHUKWU Ugo	27.063
4	23 LINDBLAD Arvid	27.072
5	14 AL DHAHERI Rashid	27.117
6	37 SZTUKA Kacper	27.117
7	47 LACORTE Nicola	27.131
8	8 TAPONEN Tuukka	27.140
9	15 BADOER Brando	27.141
10	17 DOMINGUES Ivan	27.178
11	13 WHARTON James	27.205
12	66 LIU Ruiqi	27.208
13	76 NARAC Raphael	27.209
14	12 PRADEL Gianmarco	27.225
15	30 LUND Frederik	27.312
16	93 QUINTARELLI Matteo	27.317
17	71 PEEBLES Griffin	27.322
18	21 HAUSMANN Tina	27.331
19	16 NOBELS Aurelia Corine	27.342
20	45 BEETON Jack	27.354
21	11 AKHMEDKHODJAEV Is	27.370
22	57 BHIROMBHAKDI Nandh	27.375
23	4 SARRAZIN Pablo	27.384
24	5 LARINI Davide	27.432
25	9 SPINA Alfio	27.497
26	86 DE LA TORRE Diego	27.520

SEG. 2

1	37 SZTUKA Kacper	21.871
2	3 UGOCHUKWU Ugo	21.890
3	23 LINDBLAD Arvid	21.929
4	13 WHARTON James	21.999
5	15 BADOER Brando	22.022
6	76 NARAC Raphael	22.046
7	57 BHIROMBHAKDI Nandh	22.058
8	31 BOHRA Akshay	22.060
9	8 TAPONEN Tuukka	22.091
10	20 DAVID Zachary	22.098
11	17 DOMINGUES Ivan	22.121
12	14 AL DHAHERI Rashid	22.199
13	47 LACORTE Nicola	22.241
14	12 PRADEL Gianmarco	22.247
15	30 LUND Frederik	22.301
16	71 PEEBLES Griffin	22.341
17	5 LARINI Davide	22.354
18	4 SARRAZIN Pablo	22.363
19	9 SPINA Alfio	22.368
20	45 BEETON Jack	22.374
21	66 LIU Ruiqi	22.412
22	93 QUINTARELLI Matteo	22.417
23	16 NOBELS Aurelia Corine	22.446
24	11 AKHMEDKHODJAEV Is	22.465
25	21 HAUSMANN Tina	22.476
26	86 DE LA TORRE Diego	22.529

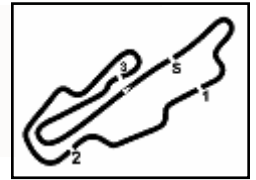
SEG. 3

1	37 SZTUKA Kacper	33.814
2	23 LINDBLAD Arvid	33.876
3	3 UGOCHUKWU Ugo	33.893
4	47 LACORTE Nicola	33.947
5	17 DOMINGUES Ivan	33.972
6	13 WHARTON James	33.995
7	14 AL DHAHERI Rashid	34.078
8	31 BOHRA Akshay	34.085
9	45 BEETON Jack	34.125
10	57 BHIROMBHAKDI Nandh	34.141
11	15 BADOER Brando	34.153
12	76 NARAC Raphael	34.158
13	20 DAVID Zachary	34.245
14	8 TAPONEN Tuukka	34.273
15	12 PRADEL Gianmarco	34.337
16	93 QUINTARELLI Matteo	34.339
17	16 NOBELS Aurelia Corine	34.379
18	66 LIU Ruiqi	34.416
19	11 AKHMEDKHODJAEV Is	34.461
20	4 SARRAZIN Pablo	34.480
21	71 PEEBLES Griffin	34.497
22	30 LUND Frederik	34.568
23	5 LARINI Davide	34.635
24	21 HAUSMANN Tina	34.638
25	9 SPINA Alfio	34.781
26	86 DE LA TORRE Diego	34.801

SEG. 4

1	8 TAPONEN Tuukka	27.143
2	31 BOHRA Akshay	27.174
3	20 DAVID Zachary	27.215
4	47 LACORTE Nicola	27.225
5	23 LINDBLAD Arvid	27.234
6	3 UGOCHUKWU Ugo	27.238
7	37 SZTUKA Kacper	27.247
8	45 BEETON Jack	27.283
9	13 WHARTON James	27.288
10	4 SARRAZIN Pablo	27.319
11	76 NARAC Raphael	27.319
12	15 BADOER Brando	27.340
13	12 PRADEL Gianmarco	27.361
14	14 AL DHAHERI Rashid	27.364
15	17 DOMINGUES Ivan	27.375
16	66 LIU Ruiqi	27.377
17	93 QUINTARELLI Matteo	27.377
18	16 NOBELS Aurelia Corine	27.387
19	57 BHIROMBHAKDI Nandh	27.407
20	21 HAUSMANN Tina	27.425
21	9 SPINA Alfio	27.436
22	71 PEEBLES Griffin	27.493
23	5 LARINI Davide	27.496
24	86 DE LA TORRE Diego	27.511
25	30 LUND Frederik	27.526
26	11 AKHMEDKHODJAEV Is	27.575





ACI Racing Weekend Mugello, 8-9 Luglio 2023

Euro4 Championship - Chronological Analysis Race 1

Aut.Int. Mugello 5.245 m

Start at 14:54'09.876

3 / 5

7	27.198	22.140	34.399	27.457	1'51.194	227,8	15:07'17.546	7	27.991	22.659	34.847	27.700	1'53.197	229,8	15:07'32.384
8	27.204	22.311	34.245	27.383	1'51.143	228,3	15:09'08.689	8	27.613	22.824	35.177	27.663	1'53.277	229,3	15:09'25.661
9	27.242	22.237	34.551	27.455	1'51.485	228,3	15:11'00.174	9			34.969	27.764	1'54.680	228,3	15:11'20.341
10	27.429	22.353	34.726	27.524	1'52.032	228,3	15:12'52.206	10	27.882	22.680	35.196	28.361	1'54.119	226,9	15:13'14.460
11	27.315	22.369	34.407	27.434	1'51.525	227,8	15:14'43.731	11	28.429	23.084	34.978	27.941	1'54.432	225,9	15:15'08.892
12	27.484	22.586	34.736	27.443	1'52.249	227,8	15:16'35.980	12	28.145	22.574	35.088	27.991	1'53.798	226,4	15:17'02.690
13	27.383	22.381	34.436	27.430	1'51.630	227,4	15:18'27.610								Race Time 22'52.814
14	27.498	22.310	34.652	27.556	1'52.016	227,4	15:20'19.626								
15	27.726	22.378	34.593	27.516	1'52.213	227,4	15:22'11.839								
16	27.530	22.392	34.641	27.548	1'52.111	226,4	15:24'03.950								
17	27.833	22.374	34.955	27.729	1'52.891	228,3	15:25'56.841								
18	27.774	22.400	34.758	27.583	1'52.515	226,9	15:27'49.356								
							Race Time 33'39.480								

31 A. BOHRA (1'50.382)

Lap	Seg.1	Seg.2	Seg.3	Seg.4	Lap Time	km/h	Local Time
1		22.431	34.242	27.211	1'58.390		14:56'08.266
2	26.975	22.117	34.281	27.209	1'50.582	230,8	14:57'58.848
3	27.018	22.060	34.130	27.174	1'50.382	231,8	14:59'49.230
4	27.070	22.193	34.085	27.186	1'50.534	231,8	15:01'39.764
5	27.100	22.143	34.213	27.272	1'50.728	230,8	15:03'30.492
6	27.164	22.133	34.261	27.364	1'50.922	229,8	15:05'21.414
7	27.137	22.155	34.133	27.312	1'50.737	228,8	15:07'12.151
8	27.198	22.142	34.239	27.438	1'51.017	229,3	15:09'03.168
9	27.309	22.258	34.572	27.334	1'51.473	227,8	15:10'54.641
10	27.192	22.224	34.499	27.344	1'51.259	227,8	15:12'45.900
11	27.374	22.232	34.382	27.422	1'51.410	228,3	15:14'37.310
12	27.499	22.265	34.418	27.418	1'51.600	227,8	15:16'28.910
13	27.827	22.364	34.508	27.391	1'52.090	228,3	15:18'21.000
14	27.257	22.320	34.677	27.571	1'51.825	227,8	15:20'12.825
15	27.695	22.274	34.495	27.362	1'51.826	228,3	15:22'04.651
16	27.396	22.208	34.622	27.483	1'51.709	227,4	15:23'56.360
17	28.164	22.400	34.528	27.377	1'52.469	227,4	15:25'48.829
18	27.432	22.380	34.956	27.428	1'52.196	227,8	15:27'41.025
							Race Time 33'31.149

37 K. SZTUKA (1'50.222)

Lap	Seg.1	Seg.2	Seg.3	Seg.4	Lap Time	km/h	Local Time
1		22.024	34.035	27.336	1'56.713		14:56'06.589
2	27.117	21.895	34.000	27.358	1'50.370	227,4	14:57'56.959
3	27.133	21.903	33.971	27.247	1'50.254	227,4	14:59'47.213
4	27.173	21.922	33.814	27.313	1'50.222	226,9	15:01'37.435
5	27.206	21.871	33.968	27.294	1'50.339	226,4	15:03'27.774
6	27.170	21.904	33.977	27.374	1'50.425	226,4	15:05'18.199
7	27.230	21.981	34.070	27.326	1'50.607	226,4	15:07'08.806
8	27.306	21.930	34.135	27.367	1'50.738	226,9	15:08'59.544
9	27.414	22.009	34.256	27.392	1'51.071	225,9	15:10'50.615
10	27.358	22.073	34.348	27.423	1'51.202	226,4	15:12'41.817
11	27.402	22.108	34.384	27.449	1'51.343	226,4	15:14'33.160
12	27.763	22.234	34.416	27.436	1'51.849	226,9	15:16'25.009
13	27.612	22.217	34.628	27.482	1'51.939	226,9	15:18'16.948
14	27.952	22.189	34.450	27.516	1'52.107	226,4	15:20'09.055
15	27.416	22.197	34.490	27.559	1'51.662	225,9	15:22'00.717
16	27.737	22.259	34.521	27.541	1'52.058	225,5	15:23'52.775
17	27.812	22.262	34.796	27.588	1'52.458	225,9	15:25'45.233
18	28.130	22.577	34.752	27.646	1'53.105	225,5	15:27'38.338
							Race Time 33'28.462

45 J. BEETON (1'51.447)

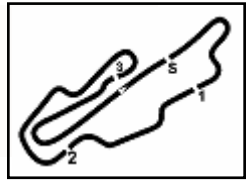
Lap	Seg.1	Seg.2	Seg.3	Seg.4	Lap Time	km/h	Local Time
1		23.603	36.179	27.744	2'05.472		14:56'15.348
2	27.898	23.181	35.265	27.477	1'53.821	233,8	14:58'09.169
3	27.484	22.537	34.125	27.301	1'51.447	228,3	15:00'00.616
4	27.354	22.519	35.462	27.412	1'52.747	229,3	15:01'53.363
5	27.400	22.576	34.886	27.283	1'52.145	230,8	15:03'45.508
6	27.673	22.682	34.801	27.550	1'52.706	232,8	15:05'38.214
7	27.562	22.454	34.716	27.605	1'52.337	233,3	15:07'30.551
8	27.720	22.488	34.355	27.574	1'52.137	231,8	15:09'22.688
9	27.445	22.374	34.482	27.604	1'51.905	225,9	15:11'14.593
10	27.540	22.654	34.684	27.598	1'52.476	226,4	15:13'07.069
11	27.601	22.548	34.940	27.618	1'52.707	226,9	15:14'59.776
12	27.720	22.611	34.715	27.609	1'52.655	226,4	15:16'52.431

30 F. LUND (1'52.161)

Lap	Seg.1	Seg.2	Seg.3	Seg.4	Lap Time	km/h	Local Time
1		23.740	35.840	27.832	2'04.641		14:56'14.517
2	28.039			27.567	1'55.527	224,1	14:58'10.044
3	27.312	22.697	34.568	27.584	1'52.161	230,3	15:00'02.205
4	27.347	22.301	35.056	27.526	1'52.230	228,8	15:01'54.435
5	27.509	22.530	34.729	27.583	1'52.351	231,8	15:03'46.786
6	27.564	22.496	34.651	27.690	1'52.401	228,8	15:05'39.187

08/07/2023

P = Pits In/Out - C = Lap Time Cancelled



ACI Racing Weekend Mugello, 8-9 Luglio 2023

Euro4 Championship - Chronological Analysis Race 1

Aut.Int. Mugello 5.245 m

Start at 14:54'09.876

4 / 5

Lap	Seg.1	Seg.2	Seg.3	Seg.4	Lap Time	km/h	Local Time
13	27.691	22.700	34.554	27.639	1'52.584	225,9	15:18'45.015
14	27.632	22.478	34.993	27.710	1'52.813	225,5	15:20'37.828
15	27.596	22.464	34.779	27.672	1'52.511	225,9	15:22'30.339
16	27.678	22.475	34.793	27.708	1'52.654	225,9	15:24'22.993
17	27.703	22.626	35.003	27.758	1'53.090	225,5	15:26'16.083
18	27.793	22.639	34.807	27.653	1'52.892	225,0	15:28'08.975

Race Time 33'59.099 + 10.000Pen

47 N. LACORTE (1'50.669)

Lap	Seg.1	Seg.2	Seg.3	Seg.4	Lap Time	km/h	Local Time
1		23.355	34.378	27.312	2'00.188		14:56'10.064
2	27.131	22.341	34.227	27.225	1'50.924	229,3	14:58'00.988
3	27.202	22.310	34.191	27.271	1'50.974	230,3	14:59'51.962
4	27.190	22.254	33.947	27.278	1'50.669	228,3	15:01'42.631
5	27.206	22.363	34.238	27.243	1'51.050	229,8	15:03'33.681
6	27.193	22.295	34.170	27.380	1'51.038	230,3	15:05'24.719
7	27.301	22.241	34.153	27.350	1'51.045	229,3	15:07'15.764
8	27.275	22.273	34.171	27.275	1'50.994	229,3	15:09'06.758
9	27.301	22.291	34.181	27.292	1'51.065	230,3	15:10'57.823
10	27.290	22.375	34.190	27.317	1'51.172	230,3	15:12'48.995
11	27.279	22.400	34.322	27.280	1'51.281	229,3	15:14'40.276
12	27.414	22.479	34.366	27.303	1'51.562	230,3	15:16'31.838
13	27.477	22.422	34.409	27.434	1'51.742	232,3	15:18'23.580
14	27.486	22.383	34.673	27.328	1'51.870	231,3	15:20'15.450
15	27.552	22.436	34.607	27.343	1'51.938	231,8	15:22'07.388
16	27.803	22.578	34.737	27.344	1'52.462	233,3	15:23'59.850
17	27.646	22.504	34.729	27.419	1'52.298	229,3	15:25'52.148
18	28.226	22.836	34.937	27.497	1'53.496	229,3	15:27'45.644

Race Time 33'35.768

57 N. BHIROMBHAKDI (1'51.170)

Lap	Seg.1	Seg.2	Seg.3	Seg.4	Lap Time	km/h	Local Time
1		23.768	35.910	27.932	2'05.114		14:56'14.990
2	28.072	22.684	34.485	27.407	1'52.648	233,3	14:58'07.638
3	27.476	22.433	34.580	27.507	1'51.996	234,3	14:59'59.634
4	27.571	22.447	34.909	27.493	1'52.420	232,3	15:01'52.054
5	27.422	22.182	34.141	27.427	1'51.172	232,3	15:03'43.226
6	27.375	22.058	34.165	27.572	1'51.170	227,4	15:05'34.396
7	27.393	22.130	34.154	27.536	1'51.213	225,0	15:07'25.609
8	27.379	22.174	34.375	27.602	1'51.530	226,9	15:09'17.139
9	27.488	22.290	34.283	27.588	1'51.649	226,4	15:11'08.788
10	27.493	22.393	34.358	27.692	1'51.936	226,9	15:13'00.724
11	27.576	22.340	34.476	27.584	1'51.976	226,4	15:14'52.700
12	27.625	22.399	34.539	27.672	1'52.235	228,3	15:16'44.935
13	27.719	22.262	34.647	27.658	1'52.286	226,4	15:18'37.221
14	27.692	22.647	34.807	27.848	1'52.994	225,9	15:20'30.215
15	27.644	22.472	34.865	27.652	1'52.633	227,4	15:22'22.848
16	27.674	22.332	35.027	27.704	1'52.737	226,9	15:24'15.585
17	27.817	22.437	34.865	27.651	1'52.770	226,9	15:26'08.355
18	27.908	22.512	35.354	27.601	1'53.375	227,4	15:28'01.730

Race Time 33'51.854

66 R. LIU (1'51.537)

Lap	Seg.1	Seg.2	Seg.3	Seg.4	Lap Time	km/h	Local Time
1		23.961	35.574	27.424	2'03.687		14:56'13.563
2	27.267	22.412	34.416	27.442	1'51.537	233,3	14:58'05.100
3	27.216	22.548	34.471	27.377	1'51.612	232,8	14:59'56.712
4	27.208	22.422	55.460	27.677	2'12.767	231,8	15:02'09.479
5	27.490	22.617	34.625	27.543	1'52.275	225,9	15:04'01.754
6	27.512	22.659	34.765	27.745	1'52.681	225,9	15:05'54.435
7	28.565	23.532	36.199	28.497	1'56.793	225,9	15:07'51.228
8	28.692	24.189	37.304	28.851	1'59.036	224,5	15:09'50.264

Race Time 15'40.388

71 G. PEEBLES (1'52.379)

Lap	Seg.1	Seg.2	Seg.3	Seg.4	Lap Time	km/h	Local Time
1		23.926	36.148	27.865	2'04.814		14:56'14.690

08/07/2023

P = Pits In/Out - C = Lap Time Cancelled

76 R. NARAC (1'50.879)

Lap	Seg.1	Seg.2	Seg.3	Seg.4	Lap Time	km/h	Local Time
1		23.799	35.242	27.468	2'02.487		14:56'12.363
2	27.284	22.255	34.390	27.370	1'51.299	228,8	14:58'03.662
3	27.209	22.124	34.227	27.319	1'50.879	230,3	14:59'54.541
4	27.382	22.067	34.321	27.445	1'51.215	227,4	15:01'45.756
5	27.314	22.224	34.158	27.401	1'51.097	231,3	15:03'36.853
6	27.386	22.126	34.435	27.510	1'51.457	230,8	15:05'28.310
7	27.413	22.137	34.535	27.510	1'51.595	228,8	15:07'19.905
8	27.375	22.046	34.458	27.646	1'51.525	230,3	15:09'11.430
9	27.483	22.744	34.585	27.551	1'52.363	231,3	15:11'03.793
10	27.498	22.269	34.344	27.553	1'51.664	228,3	15:12'55.457
11	27.444	22.243	34.300	27.566	1'51.553	225,9	15:14'47.010
12	27.525	22.308	34.675	27.455	1'51.963	232,3	15:16'38.973
13	27.522	22.480	35.009	27.604	1'52.615	230,3	15:18'31.588
14	27.585	23.079	35.115	27.582	1'53.361	228,3	15:20'24.949
15	27.605	22.316	34.847	27.504	1'52.272	230,8	15:22'17.221
16	27.662	22.372	34.829	27.560	1'52.423	229,3	15:24'09.644
17	27.740	22.621	34.990	27.514	1'52.865	230,3	15:26'02.509
18	28.107	22.400	34.956	27.501	1'52.964	229,3	15:27'55.473

Race Time 33'45.597

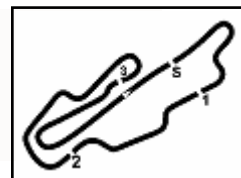
86 D. DE LA TORRE (1'52.724)

Lap	Seg.1	Seg.2	Seg.3	Seg.4	Lap Time	km/h	Local Time
1		23.955	36.096	27.966	2'07.641		14:56'17.517
2	27.858	23.318	35.988	27.761	1'54.925	234,8	14:58'12.442
3	27.624	22.780	35.503	27.511	1'53.418	230,3	15:00'05.860
4	27.520	22.743	35.330	27.695	1'53.288	228,3	15:01'59.148
5	27.540	22.599	35.179	27.545	1'52.863	229,3	15:03'52.011
6	27.591	22.675	34.987	27.729	1'52.982	229,3	15:05'44.993
7	27.681	22.600	34.801	27.642	1'52.724	226,9	15:07'37.717
8	27.737	22.910	35.230	27.825	1'53.702	226,4	15:09'31.419
9	27.749	22.628	35.139	27.737	1'53.253	227,4	15:11'24.672
10	27.672	22.602	34.878	27.637	1'52.789	225,9	15:13'17.461
11	27.705	23.015	35.503	27.828	1'54.051	227,8	15:15'11.512
12	27.733	22.634	35.307	27.840	1'53.514	228,8	15:17'05.026
13	28.155	23.055	35.061	27.667	1'53.938	228,3	15:18'58.964
14	28.067	22.874	35.772	27.743	1'54.456	229,3	15:20'53.420
15	27.912	23.266	35.704	27.705	1'54.587	229,3	15:22'48.007
16	28.193	22.533	35.898	27.727	1'54.351	223,6	15:24'42.358
17	27.846	22.529	35.235	27.815	1'53.425	225,9	15:26'35.783
18	27.963	22.791	35.439	27.790	1'53.983	224,1	15:28'29.766

Race Time 34'19.890

93 M. QUINTARELLI (1'51.793)

Lap	Seg.1	Seg.2	Seg.3	Seg.4	Lap Time	km/h	Local Time
1		23.784	35.954	27.766	2'05.196		14:56'15.072



Aut.Int. Mugello 5.245 m

5 / 5

ACI Racing Weekend Mugello, 8-9 Luglio 2023

Euro4 Championship - Chronological Analysis Race 1

Start at 14:54'09.876

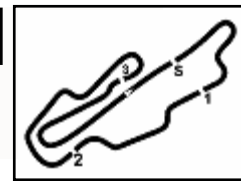
2	28.118	23.424	35.527	27.506	1'54.575	230,8	14:58'09.647
3	27.353	22.724	34.339	27.377	1'51.793	231,3	15:00'01.440
4	27.317	22.437	35.305	27.542	1'52.601	232,3	15:01'54.041
5	27.454	22.417	34.834	27.424	1'52.129	231,8	15:03'46.170
6	27.412	22.595	34.878	27.637	1'52.522	229,8	15:05'38.692
7	27.538	22.730	35.006	27.402	1'52.676	231,8	15:07'31.368
8	27.781	22.893	34.965	27.468	1'53.107	234,3	15:09'24.475
9	27.996	22.700	34.940	27.483	1'53.119	232,3	15:11'17.594
10	27.939	22.803	35.030	27.555	1'53.327	231,3	15:13'10.921
11	27.934	23.193	35.242	27.919	1'54.288	234,3	15:15'05.209
12	27.816	22.559	34.821	27.681	1'52.877	227,4	15:16'58.086
13	27.702	22.534	34.800	27.565	1'52.601	226,4	15:18'50.687
14	27.644	22.469	34.929	27.812	1'52.854	227,4	15:20'43.541
15	27.952	22.545	35.032	27.680	1'53.209	227,4	15:22'36.750
16	27.838	22.720	35.400	27.624	1'53.582	225,5	15:24'30.332
17	28.020	22.697	35.128	27.763	1'53.608	227,4	15:26'23.940
18	27.985	22.620	35.331	27.862	1'53.798	226,9	15:28'17.738

Race Time 34'07.862

08/07/2023

P = Pits In/Out - C = Lap Time Cancelled





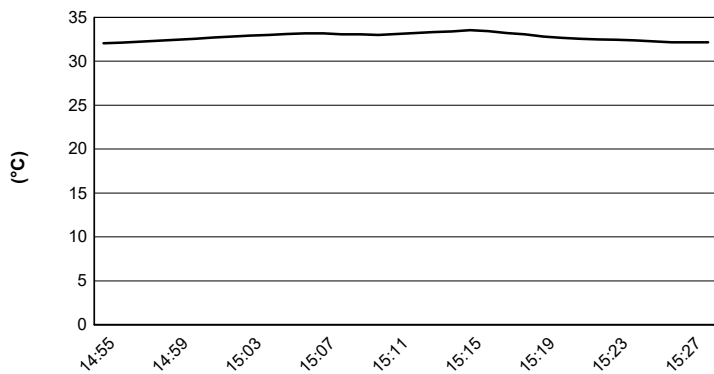
Aut.Int. Mugello 5.245 m

ACI Racing Weekend Mugello, 8-9 Luglio 2023

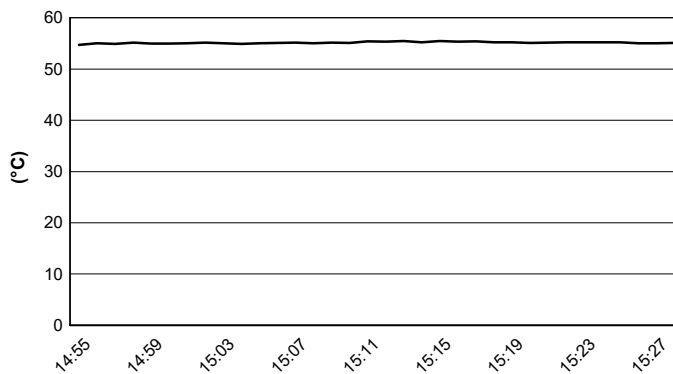
Euro4 Championship - Weather Report Race 1

Session started 14:54 - Session ended 15:28

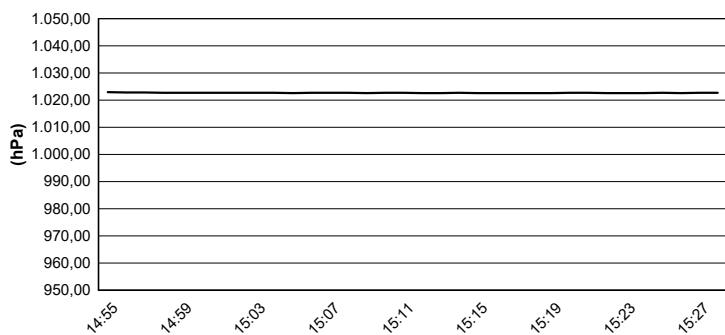
Air Temperature



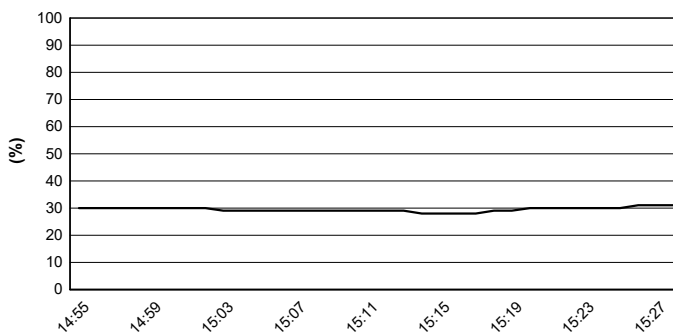
Track Temperature



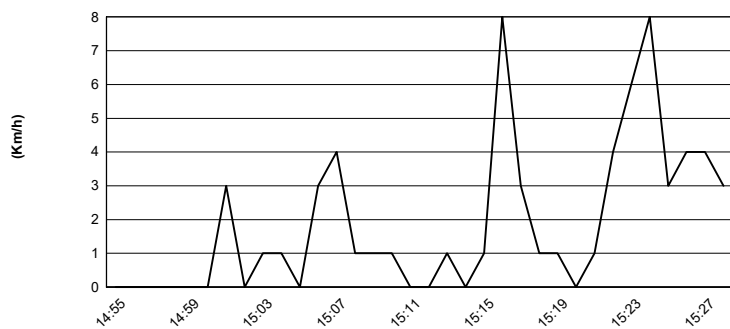
Air Pressure



Humidity



Wind Speed

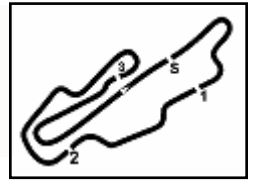


Wind Direction



08/07/2023





Aut.Int. Mugello 5.245 m

ACI Racing Weekend Mugello, 8-9 Luglio 2023
Euro4 Championship - Starting Grid - Race 1 (Duration: 30' +1 Lap)

13	11	AKHMEDKHODJAEV I Van Amersfoort Racing	Tatuus	86	DE LA TORRE D. AKM Motorsport	Tatuus
12	4	SARRAZIN P. Van Amersfoort Racing	Tatuus 1'50.800	16	NOBELS A. Prema Racing	Tatuus 1'50.841
11	21	HAUSMANN T. AKM Motorsport	Tatuus 1'50.431	5	LARINI D. AKM Motorsport	Tatuus 1'50.534
10	57	BHIROMBHAKDI N. PHM Racing	Tatuus 1'49.853	93	QUINTARELLI M. R-ace GP	Tatuus 1'50.070
9	30	LUND F. Van Amersfoort Racing	Tatuus 1'49.822	71	PEEBLES G. BVM Racing	Tatuus 1'49.851
8	45	BEETON J. Van Amersfoort Racing	Tatuus 1'49.591	17	DOMINGUES I. Van Amersfoort Racing	Tatuus 1'49.627
7	66	LIU R. US Racing	Tatuus 1'49.457	9	SPINA A. BVM Racing	Tatuus 1'49.576
6	12	PRADEL G. US Racing	Tatuus 1'48.984	76	NARAC R. R-ace GP	Tatuus 1'49.411
5	14	AL DHAHERI R. Prema Racing	Tatuus 1'48.807	15	BADOER B. Van Amersfoort Racing	Tatuus 1'48.883
4	47	LACORTE N. Prema Racing	Tatuus 1'48.604	20	DAVID Z. US Racing	Tatuus 1'48.800
3	23	LINDBLAD A. Prema Racing	Tatuus 1'48.566	8	TAPONEN T. Prema Racing	Tatuus 1'48.578
2	3	UGOCHUKWU U. Prema Racing	Tatuus 1'48.331	13	WHARTON J. Prema Racing	Tatuus 1'48.358
1	37	SZTUKA K. US Racing	Tatuus 1'48.123	31	BOHRA A. US Racing	Tatuus 1'48.160

